



## **SENSORY POLICY**

**Approved at Governors' Board Meeting 5, 2026 (26 February)**

This policy will be reviewed biennially:

**Next review date: Spring term, 2028**

<b>Document control – changes in red</b>		
<b>No</b>	<b>Details</b>	<b>Pages</b>
<b>1</b>	<b>No changes</b>	<b>-</b>

<b><u>Introduction</u></b>	<b>2</b>
<b><u>Assessing and managing needs</u></b>	<b>4</b>
<b><u>Development plans</u></b>	<b>4</b>
<b><u>Resources</u></b>	<b>5</b>
<b><u>Training</u></b>	<b>5</b>

**APPENDICES:**

<b>1. <u>Sensory Profile Template</u></b>	<b>6</b>
<b>2. <u>Sensory Processing Pathway</u></b>	<b>7</b>

---

## **SENSORY POLICY**

### **Introduction**

Sensory processing is a person's ability to organise and process incoming sensory information from our senses. Sensory modulation is a person's ability to interpret sensory input and to respond appropriately.

At Riverside we appreciate the continuous need to interpret and respond to sensory experiences. The aim is to support students' sensory needs across the school day, in a variety of ways.

We are all familiar with the five basic sensory systems; sight, sound, taste, smell and touch (tactile). These basic senses or 'far senses' respond to external stimuli from the environment. However, less familiar sensory systems exist within our bodies called:

- **Interoceptive:** Sensory system of the internal organs (e.g., heart rate, hunger, digestion, state of arousal, mood, etc.,)
- **Vestibular Sense (balance):** Processing information about movement, gravity and balance, primarily through the inner ear. It provides information about speed of our movements, maintains and regulates postural one, triggers balance reactions and gives us a postural core. It also helps us to maintain a table visual field and adequate spatial awareness.
- **Proprioceptive Sense (body awareness):** Processing information about body position received through the muscles, ligaments and joints. It allows us to control the

speed and force of movement, efficient motor planning, allows us to use our bodies without having visual cues, and it is vital for fine motor dexterity.

The brain locates, sorts and orders sensations – somewhat like a traffic officer directs traffic. This is necessary if a person is to move and learn. The tactile, vestibular and proprioceptive processing is at the core of sensory systems, leading to the five basic sensory systems.

For certain students, such as those who are autistic, the processing of sensory experience may be atypical or delayed. The slightest change or difficulty with processing such information can influence how we manage daily living skills, academic progress and social interactions.

Autistic individuals often struggle with processing everyday sensory information. Their senses may fluctuate between being over-sensitive, under-sensitive, or a combination of both, varying from one moment to another. These sensory differences significantly influence their emotions, behaviours, and overall quality of life. As each person will process and modulate sensory information differently, these experiences are unique to each individual. Something that may be comforting and pleasant for one person is uncomfortable and unpleasant to another; a hug, bright lighting or eating particular foods.

The school's Occupational Therapist provides sensory training for all school staff with recommendations for:

- Environmental adaptation and resources
- Universal and targeted sensory strategies provided by the class teams with guidance from the school occupational therapist.
- Specific individual sensory plans are developed and monitored by the occupational therapist and delivered by the class teams.

### ***Too much sensory information***

At times, behaviours exhibited by autistic individuals may not immediately appear connected to sensory differences. Those who struggle to process everyday sensory information can undergo sensory or information overload. Excessive stimuli can trigger stress, anxiety, and even physical discomfort, leading to withdrawal, distressed behaviour, or meltdowns.

In instances of meltdowns or non-responsiveness, refraining from judgment is crucial. There are actionable steps we can take to provide support. Often, minor adjustments to the environment can yield significant improvements. A sensory profile can aid in identifying necessary changes.

Three key considerations include:

- Awareness: Assess the environment for potential stressors and adjust as needed.

- Creativity: Introduce positive sensory experiences to counterbalance overwhelming stimuli.
- Be prepared: Tell the person about possible sensory stimuli they may experience in different environments.

Universal strategies are embedded in the school curriculum to prepare and support students learning and development. For example, calming/alerting movements prepare, lighting adjusted between dim or bright and student positioning/location in the room to aid focus and maximise engagement.

### Initial factors we consider

Lighting – natural and artificial

Sound

Furniture – size in relation to students

Temperature

Space and number of people

Décor – colour of wall paint and displays

Location of students and staff in the room

### Strategies we may implement

Use of blinds to dim the natural light, gel covers on ceiling lights to defuse lighting

Use of music to calm and alert students as appropriate.

Use of soft furnishings defuse sound

Zoning of classrooms

Changing the size of the furniture to accommodate taller or smaller students

Managing the heat/cold from radiator or open windows and students' alertness

Use of physical boundaries or open space to enable students to feel secure

Limiting the displays according to students' stimulation needs.

Dial up and down displays as appropriate

Position identified students away from windows/opening doors to reduce distractions

### Assessing and managing needs

At Riverside we have a multi-disciplinary approach to students with sensory processing difficulties. This team is made up of Occupational Therapy, Speech & Language Therapy, Physiotherapy, School Nurse and school staff.

The Occupational Therapy Service offers different tiers of intervention including whole school and class specific intervention/training.

All classes receive input from the OT through a referral process. Class teams and the OT work collaboratively to develop strategies to best meet students' sensory needs.

.Before interventions begin the OT and class teacher will ensure that basic sensory strategies have been tried and that other factors impacting on behaviour and learning have been addressed e.g., appropriate Behaviour Profiles in place and referral to CAMHS-LD considered.

In order to monitor and measure the impact of interventions we carry out a Learning Walk that focuses specifically on Environment and Sensory Processing. The Learning Walk is used to identify both what is working well and what areas need to be developed. This exercise gives a whole school view of how individual needs are met from a sensory perspective. To best cater for all of our learners' sensory needs we strive to maximise our learning environments and ensure that they enhance functional use, encourage independence and are flexible to be both stimulating and grounding.

The environments cover all areas of the school that the students engage with. The Environment Learning Walk is carried out by the OT, SLT as well as a colleague from the leadership team, a teacher and a teaching assistant. This is to represent the whole school community in order to gain a whole school perspective and to deepen the information gathered and shared. The information gathered from Environment Learning Walk then feeds into the Sensory Development Plan.

### **Resources**

Shared working protocols lay out which resources the school and Whittington Health are responsible for providing. Resources can include:

- Large pieces of equipment, e.g., swing, bikes, sensory room equipment.
- Individual pieces of equipment, e.g., ear defenders, chewy tubes, move-n-sit cushions.
- Assistive devices e.g., pencil grips, adapted scissors, slanting boards.
- Changes to the environment, e.g., blinds, lighting, wall coverings, shelves, seating.

### **Training**







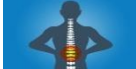
The Occupational Therapists and other members of the MDT can offer a range of informal training where necessary on a range of different subjects. School staff are informed regularly of more formalised training programmes e.g., Sensory Integration courses and attend at the discretion of the leadership team or as part of an identified need in their continuing professional development.

---

**February 2026**

## APPENDICES

### 1. Sensory Profile template

<b>Name</b> <b>D.o.B</b>	photo
<b>Sensory Profile</b>	
<b>Riverside School</b>	
<b>Tactile (Touch)</b>	
<b>Gustatory (Taste )</b>	
<b>Visual (Sight)</b>	
<b>Auditory (Hearing)</b>	
<b>Olfactory (Smell)</b>	
<b>Vestibular and Proprioception (Balance, Muscles and body awareness)</b>	
	
<b>Interception (Pain, heat/cold, hunger/thirst, toileting)</b>	
	
<b>Sensory Diet</b>	
<b>Within lesson sensory/movement activities</b>	
<b>Sensory/movement activities outside of class</b>	

## 2. Sensory Processing Pathway

